

# TSEGYALGAR EAST 2023 MEMBERSHIP

## TSEGYALGAR EAST 2023

**Ordinary**                      **134**  
**Sustaining**                    **23**  
**Meritorious**                   **4**

**Total: 161 (2023)**

221 (2022) 248 (2021)

### TSEGYALGAR (2023)

- Ordinary: **116** -53 Members -\$17,292.91
- Sustaining: **20** -5 Members - \$6,011.39
- Meritorious: **3**

= 58 Members / -\$ 23,304.3

2022  
 Ordinary 169  
 Sustaining  
 25 Meritorious: 3

### KUNDROLLING (2023)

- Ordinary: **18** - 9 Members -\$3.934.79
- Sustaining: **3** +2 Members - \$1,725.00
- Meritorious: **1**

= 22 Members / -\$ 23,304.3

2022  
 Ordinary 27  
 Sustaining: 1  
 Meritorious: 0

Tsegyalgar East	Ordinary	Reduced	Sustaining	Meritorious	Introductory	Global Meritorious	Global Sustaining	Kundrolling	Ordinary	Reduced	Sustaining	Meritorious	Introductory	Global Meritorious	Global Sustaining
	🏠 2023 USD 23,626.46 👤 116	🏠 2023 USD 0.00 👤 0	🏠 2023 USD 0.00 👤 0	🏠 2023 USD 0.00 👤 0	🏠 2023 USD 0.00 👤 0	🏠 2023 USD 5,175.00 👤 3	🏠 2023 USD 8,363.66 👤 20		🏠 2023 USD 3,084.31 👤 18	🏠 2023 USD 0.00 👤 0	🏠 2023 USD 0.00 👤 0	🏠 2023 USD 0.00 👤 0	🏠 2023 USD 0.00 👤 0	🏠 2023 USD 1,725.00 👤 1	🏠 2023 USD 862.52 👤 3
	🏠 2022 USD 40,919.37 👤 169	🏠 2022 USD 0.00 👤 0	🏠 2022 USD 0.00 👤 0	🏠 2022 USD 0.00 👤 0	🏠 2022 USD 0.00 👤 0	🏠 2022 USD 5,175.00 👤 3	🏠 2022 USD 14,375.05 👤 25		🏠 2022 USD 7,019.10 👤 27	🏠 2022 USD 0.00 👤 0	🏠 2022 USD 0.00 👤 0	🏠 2022 USD 0.00 👤 0	🏠 2022 USD 0.00 👤 0	🏠 2022 USD 0.00 👤 0	🏠 2022 USD 575.04 👤 1
	⬆️ 👤 -53 ⬆️ USD -17,292.91	⬆️ 👤 0 ⬆️ USD 0.00	⬆️ 👤 0 ⬆️ USD 0.00	⬆️ 👤 0 ⬆️ USD 0.00	⬆️ 👤 0 ⬆️ USD 0.00	⬆️ 👤 0 ⬆️ USD 0.00	⬆️ 👤 -5 ⬆️ USD -6,011.39		⬆️ 👤 -9 ⬆️ USD -3,934.79	⬆️ 👤 0 ⬆️ USD 0.00	⬆️ 👤 0 ⬆️ USD 0.00	⬆️ 👤 0 ⬆️ USD 0.00	⬆️ 👤 0 ⬆️ USD 0.00	⬆️ 👤 1 ⬆️ USD 1,725.00	⬆️ 👤 2 ⬆️ USD 287.48

# Quarter Amounts

Community

US / Conway / Tsegyalgar East

Tsegyalgar East

Quarter	Amount		Total
01-Jan - 01-Apr-2023	USD 29,513.24	USD 0.00	29,513.24
01-Apr - 01-Jul-2023	USD 0.00	USD 0.00	0.00
01-Jul - 01-Oct-2023	USD 0.00	USD 0.00	0.00
01-Oct - 31-Dec-2023	USD 0.00	USD 0.00	0.00
Quarter	Amount		Total
01-Jan - 01-Apr-2022	USD 27,376.58	USD 0.00	27,376.58
01-Apr - 01-Jul-2022	USD 11,987.35	USD 0.00	11,987.35
01-Jul - 01-Oct-2022	USD 6,686.01	USD 0.00	6,686.01
01-Oct - 31-Dec-2022	USD 12,355.24	USD 0.00	12,355.24
Quarter	Amount		Total
01-Jan - 01-Apr-2021	USD 36,357.27	USD 0.00	36,357.27
01-Apr - 01-Jul-2021	USD 11,187.45	USD 0.00	11,187.45
01-Jul - 01-Oct-2021	USD 6,686.46	USD 0.00	6,686.46
01-Oct - 31-Dec-2021	USD 13,076.19	USD 0.00	13,076.19

## INCOME Q1 Comparative

2023  
**\$29,513.24**

+ \$2136.66 (2023)  
 - \$6,844.03 (2021)

2022  
**\$27,376.58**

2021  
**\$36,357.27**

## Gar/Ling Quarterly Report

Year: 2023

Gar:

Tseqyalqar East

Kundrolling	Period	Currency	Total	% to gar	Due to gar	Refund	Final	members in quarter	Newcomers
	01-Jan-2023 - 01-Apr-2023	USD	6,191.83	55	3,405.51	4,303.33	-897.82	21	4
	01-Apr-2023 - 01-Jul-2023	USD	0.00	55	0.00	0.00	0.00	0	0
	01-Jul-2023 - 01-Oct-2023	USD	0.00	55	0.00	0.00	0.00	0	0
	01-Oct-2023 - 31-Dec-2023	USD	0.00	55	0.00	0.00	0.00	0	0

Members in year:21

## Ling to GAR Q1 Comparative

2023

Income: **6,191.83**

Ling to Gar (55%) **3,405.51**

Members: **25**

**+ \$ 3130.23 (2022)**

+ \$1498.5 (2021)

+ 9 Members

2022

Income: 3,061.60

Ling to Gar (55%) 1,683.88

Members: 16

2021

Income: \$4,693.33

Ling to Gar (55%) \$2,581.33

Members: 25

## Gar/Ling Quarterly Report

Year: 2022

Gar:

Tseqyalqar East

Kundrolling	Period	Currency	Total	% to gar	Due to gar	Refund	Final	members in quarter	Newcomers
	01-Jan-2022 - 01-Apr-2022	USD	3,061.60	55	1,683.88	2,840.54	-1,156.66	16	0
	01-Apr-2022 - 01-Jul-2022	USD	2,176.66	55	1,197.16	946.48	250.68	14	0
	01-Jul-2022 - 01-Oct-2022	USD	962.44	55	529.34	426.48	102.86	10	0
	01-Oct-2022 - 31-Dec-2022	USD	1,198.44	55	659.14	686.49	-27.35	10	0

Members in year:50

## Gar/Ling Quarterly Report

Year: 2021

Gar:

Tseqyalqar East

Kundrolling	Period	Currency	Total	% to gar	Due to gar	Refund	Final	members in quarter	Newcomers
	01-Jan-2021 - 01-Apr-2021	USD	4,693.33	55	2,581.33	2,178.33	403.00	25	0
	01-Apr-2021 - 01-Jul-2021	USD	733.97	55	403.68	586.97	-183.29	8	0
	01-Jul-2021 - 01-Oct-2021	USD	881.29	55	484.71	305.30	179.41	9	0
	01-Oct-2021 - 31-Dec-2021	USD	1,487.97	55	818.38	539.69	278.69	10	0

Members in year:52

Tsegyalgar East	EUR 27,153.21 (USD 29,513.24)	EUR 5,696.70	EUR 32,849.91	EUR 4,927.49	<a href="#">HIDE LINGS</a>
2023					Kundrolling EUR: 5,696.70 (USD 6,191.83)

Tsegyalgar East	EUR 56,132.42 (USD 61,011.18)	EUR 6,807.47	EUR 62,939.89	EUR 9,440.98	<a href="#">HIDE LINGS</a>
2022					Kundrolling EUR: 6,807.47 (USD 7,399.14)

Tsegyalgar East	EUR 64,232.90 (USD 69,815.71)	EUR 7,173.11	EUR 71,406.00	EUR 10,710.90	<a href="#">HIDE LINGS</a>
2021					Kundrolling EUR: 7,173.11 (USD 7,796.56)

## GAR to IDC 15% Q1 Comparative

### 2023

TE Income: EUR 27,153.21 (\$ 29,513.24)

Kundrolling: EUR: 5,696.70 (\$6,191.83)

TE Gar to IDC (15%) **EUR 9,440.98**

### 2022

TE Income: EUR 56,132.42 (\$ 61,011.18)

Kundrolling EUR: 6,807.47 (USD 7,399.14)

TE Gar to IDC (15%) **EUR 9,440.98**

### 2021

TE Income: EUR 64,232.90 (\$ 69,815.71)

Kundrolling: EUR: 7,173.11 (\$ 7,796.56)

TE Gar to IDC (15%) **EUR 10,710.90**

	Kunsangar North	EUR 1,527.74 (RUB 126,200.00)		EUR 1,527.74	EUR 229.16	
2	Kunsangar South	EUR 2,462.30 (RUB 203,400.00)	EUR 35,403.34	EUR 37,865.64	EUR 5,679.85	<a href="#">SHOW LINGS</a>
	Namgyalgar	EUR 8,663.19 (AUD 14,045.32)		EUR 8,663.19	EUR 1,299.48	<a href="#">SHOW LINGS</a>
1	Merigar West	EUR 22,263.98 (EUR 22,263.98)	EUR 105,249.07	EUR 127,513.05	EUR 19,126.96	<a href="#">SHOW LINGS</a>
3	Merigar East	EUR 3,271.16 (EUR 3,271.16)	EUR 32,276.48	EUR 35,547.64	EUR 5,332.15	<a href="#">SHOW LINGS</a>
	Tashigar North	EUR 2,723.30 (USD 2,960.00)		EUR 2,723.30	EUR 408.50	
	Tashigar Sur	EUR 9,967.81 (ARS 2,229,327.80)	EUR 1,128.90	EUR 11,096.71	EUR 1,664.51	<a href="#">SHOW LINGS</a>
4	Tsegyalgar East	EUR 27,153.21 (USD 29,513.24)	EUR 5,696.70	EUR 32,849.91	EUR 4,927.49	<a href="#">SHOW LINGS</a>
	Tsegyalgar West	EUR 4,552.19 (USD 4,947.84)	EUR 1,893.17	EUR 6,445.36	EUR 966.80	<a href="#">SHOW LINGS</a>
	Dzamling Gar	EUR 12,153.54 (EUR 12,153.54)	EUR 8,087.05	EUR 20,240.59	EUR 3,036.09	<a href="#">SHOW LINGS</a>

## from IDC Global Report 2022

Generally speaking, on December 31, 2022:

total 2022 IDC members **were 4 370**, less 466 than the total 2021 IDC members. The 2022 members are still in progress, and they are 4 469 at the beginning of March 2023;

Ordinary members represent 91,1%, Local plus Global Sustaining 8,3%, Global Meritorious 0,6%; as usual, each Gar/Independent Ling registered different trends in numbers and value.

**TSEGYALGAR EAST 2022 MMS**

on 31/12/2022

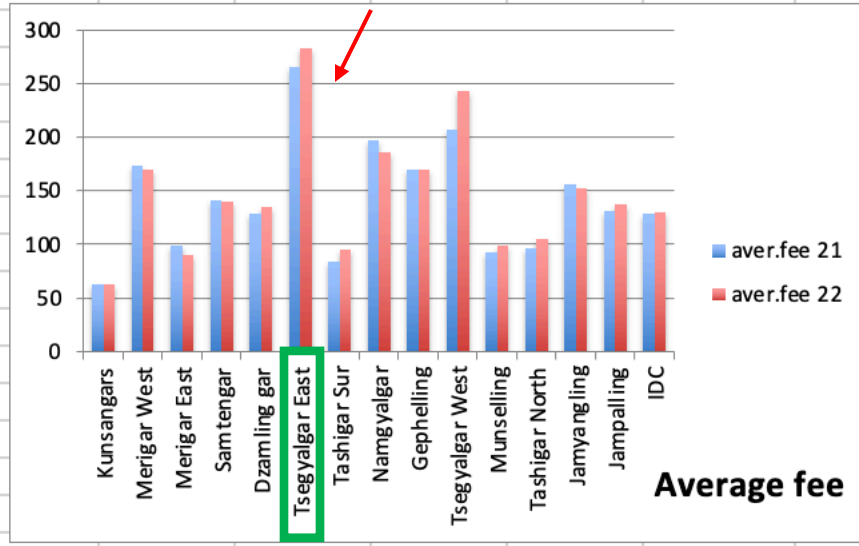
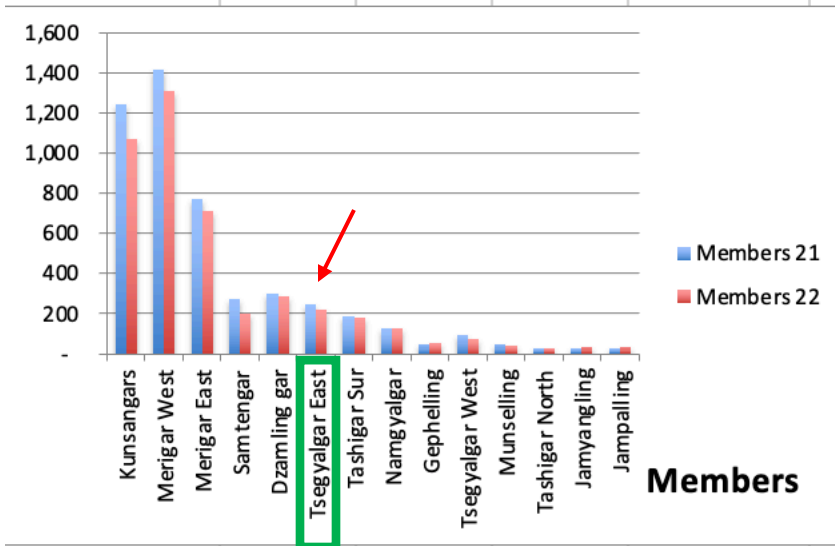
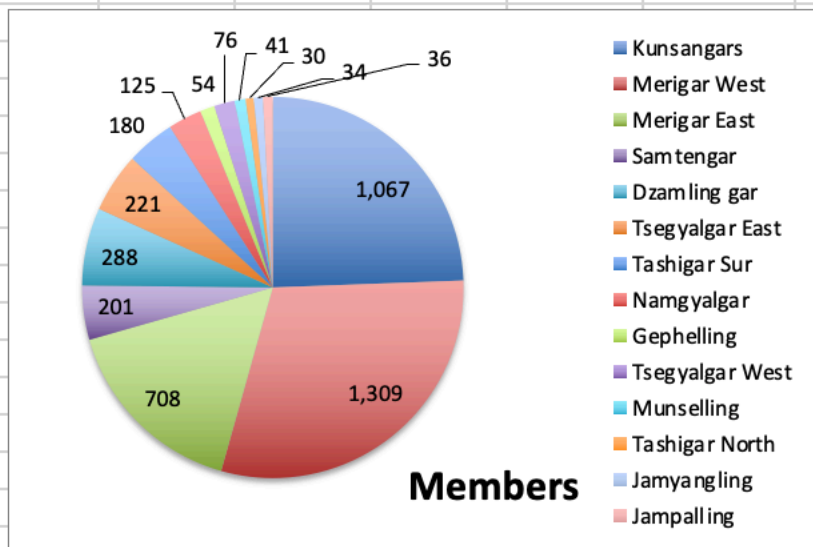
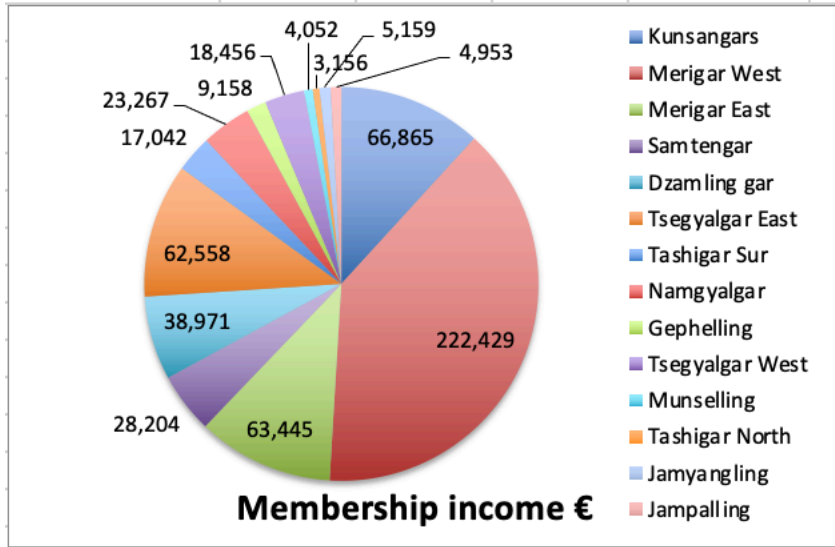
LC = Local Currency

Gar	type	15% IDC in EUR from MMS	EUR	Members	av.fee EUR	payments MMS	pay rate MMS	difference on std fee in EUR	std fee in EUR	std fee in USD	IDC 15% in USD	2022 fees USD				
Tsegyalgar East	Ordinary		43,796.09	192	228	500	2.60		46,538.97	49,920.00		260				
Tsegyalgar East	Sustaining		-	-	-	-	-		-	-						
Tsegyalgar East	Global sustaining		13,937.54	26	536	116	4.46		13,937.45	14,950.00	members x USD fee	575				
Tsegyalgar East	Global meritorious		4,824.50	3	1,608	3	1.00		4,824.50	5,175.00	members x USD fee	1725				
<b>Tsegyalgar East</b>	<b>total</b>	<b>9,383.72</b>	<b>62,558.12</b>	<b>221</b>	<b>283</b>	<b>619</b>	<b>2.80</b>	<b>- 2,742.80</b>	<b>65,300.92</b>	<b>70,045.00</b>	<b>10,506.75</b>					
			-					-4.2%		15% in EUR	9,795.14					
<b>Gar (whole for a currency)</b>	<b>type</b>	<b>USD</b>	<b>EUR</b>	<b>Members</b>	<b>av.fee EUR</b>	<b>payments MMS</b>	<b>pay rate MMS</b>	<b>difference on std fee in USD</b>	<b>av.fee USD</b>	<b>std fee in USD</b>	<b>exchange rate LC/EUR on date</b>	<b>USD std fee converted in EUR</b>	<b>total IDC 15% EUR</b>	<b>members 2021</b>	<b>Members increase</b>	
Tsegyalgar East	Ordinary	46,977.85	43,796.09	192	228	500	2.60	- 2,742.88	- 2,942.15	244.68	49,920.00	1.073	46,538.97	228	-36	
Tsegyalgar East	Sustaining	-	-	-	-	-	-	-	-	0.00	-	1.073	-	0	0	
Tsegyalgar East	Global sustaining	14,950.09	13,937.54	26	536	116	4.46	0.08	0.09	575.00	14,950.00	1.073	13,937.45	16	10	
Tsegyalgar East	Global meritorious	5,175.00	4,824.50	3	1,608	3	1.00	-	-	1725.00	5,175.00	1.073	4,824.50	4	-1	
<b>Tsegyalgar East</b>	<b>total</b>	<b>67,102.94</b>	<b>62,558.12</b>	<b>221</b>	<b>283</b>	<b>619</b>	<b>2.80</b>	<b>- 2,742.80</b>	<b>- 2,942.06</b>		<b>70,045.00</b>		<b>65,300.92</b>	<b>9,795.14</b>	<b>248</b>	<b>-27</b>
<b>Ling/(Gar)</b>	<b>type</b>	<b>USD</b>	<b>EUR</b>	<b>Members</b>	<b>av.fee EUR</b>	<b>payments MMS</b>	<b>pay rate MMS</b>	<b>difference on std fee in USD</b>	<b>av.fee USD</b>	<b>std fee in USD</b>	<b>exchange rate LC/EUR on date</b>	<b>USD std fee converted in EUR</b>				
kundrolling	Ordinary	6,759.10	6,301.31	26	242	93	3.58	- 0.84	- 0.90	259.97	6,760.00	1.073	6,302.15	29	-3	
kundrolling	Sustaining	-	-	-	-	-	-	-	-	0.00	-	1.073	-	0	0	
kundrolling	Global sustaining	575.04	536.09	1	536	12	12.00	0.04	0.04	575.04	575.00	1.073	536.06	0	1	
kundrolling	Global meritorious	-	-	-	-	-	-	-	-	0.00	-	1.073	-	0	0	
<b>kundrolling</b>	<b>total</b>	<b>7,334.14</b>	<b>6,837.41</b>	<b>27</b>	<b>253</b>	<b>105</b>	<b>3.89</b>	<b>- 0.80</b>	<b>- 0.86</b>		<b>7,335.00</b>		<b>6,838.21</b>	<b>1,025.73</b>	<b>29</b>	<b>-2</b>
<b>Ling/(Gar)</b>	<b>type</b>	<b>USD</b>	<b>EUR</b>	<b>Members</b>	<b>av.fee EUR</b>	<b>payments MMS</b>	<b>pay rate MMS</b>	<b>difference on std fee in USD</b>	<b>av.fee USD</b>	<b>std fee in USD</b>	<b>exchange rate LC/EUR on date</b>	<b>USD std fee converted in EUR</b>				
Tsegyalgar East	direct Ordinary	40,218.75	37,494.77	166	226	407	2.45	- 2,742.04	- 2,941.25	242.28	43,160.00	1.073	40,236.82	199	-33	
Tsegyalgar East	Sustaining	-	-	-	-	-	-	-	-	0.00	-	1.073	-	0	0	
Tsegyalgar East	Global sustaining	14,375.05	13,401.44	25	536	104	4.16	0.05	0.05	575.00	14,375.00	1.073	13,401.40	16	9	
Tsegyalgar East	Global meritorious	5,175.00	4,824.50	3	1,608	3	1.00	-	-	1725.00	5,175.00	1.073	4,824.50	4	-1	
<b>Tsegyalgar East</b>	<b>direct total</b>	<b>59,768.80</b>	<b>55,720.72</b>	<b>194</b>	<b>287</b>	<b>514</b>	<b>2.65</b>	<b>- 2,742.00</b>	<b>- 2,941.20</b>		<b>62,710.00</b>		<b>58,462.71</b>	<b>8,769.41</b>	<b>219</b>	<b>-25</b>

diff. on 2021 updated to 3

Gar	Total 2021 (on Dec 31 2022)			4Q 2022 (on Dec 31 2022)					diff. 4Q 2022 on total 2021				diff. aver.fee	
	EUR	Members 21	aver.fee 21	EUR	Members 22	aver.fee 22	payments MMS	pay rate MMS	value	members	% val.	% mem.	diff. 2022- 2021	diff. %
Kunsangars	77,001	1,240	62	66,865	1,067	63	1079	1.01	(10,136)	(173)	-13.2%	-14.0%	1	0.9%
Merigar West	244,594	1,415	173	222,429	1,309	170	1504	1.15	(22,166)	(106)	-9.1%	-7.5%	(3)	-1.7%
Merigar East	76,063	772	99	63,445	708	90	770	1.09	(12,618)	(64)	-16.6%	-8.3%	(9)	-9.0%
Samtengar	38,658	274	141	28,204	201	140	211	1.05	(10,454)	(73)	-27.0%	-26.6%	(1)	-0.5%
Dzamling gar	38,203	297	129	38,971	288	135	630	2.19	768	(9)	2.0%	-3.0%	7	5.2%
Tsegyalgar East	65,760	248	265	62,558	221	283	619	2.80	(3,201)	(27)	-4.9%	-10.9%	18	6.8%
Tashigar Sur	15,556	185	84	17,042	180	95	264	1.47	1,485	(5)	9.5%	-2.7%	11	12.6%
Namgyalgar	25,472	129	197	23,267	125	186	342	2.74	(2,205)	(4)	-8.7%	-3.1%	(11)	-5.7%
Gephelling	8,337	49	170	9,158	54	170	54	1.00	821	5	9.8%	10.2%	(1)	-0.3%
Tsegyalgar West	18,844	91	207	18,456	76	243	147	1.93	(387)	(15)	-2.1%	-16.5%	36	17.3%
Munselling	4,607	50	92	4,052	41	99	41	1.00	(555)	(9)	-12.0%	-18.0%	7	7.3%
Tashigar North	2,778	29	96	3,156	30	105	30	1.00	378	1	13.6%	3.4%	9	9.8%
Jamyangling	4,372	28	156	5,159	34	152	34	1.00	787	6	18.0%	21.4%	(4)	-2.8%
Jampalling	3,802	29	131	4,953	36	138	37	1.03	1,152	7	30.3%	24.1%	6	5.0%
<b>IDC</b>	<b>624,047</b>	<b>4,836</b>	<b>129</b>	<b>567,714</b>	<b>4,370</b>	<b>130</b>	<b>5,762</b>	<b>1.32</b>	<b>(56,333)</b>	<b>(466)</b>	<b>-9.0%</b>	<b>-9.6%</b>	<b>1</b>	<b>0.7%</b>





## About Tsegyalgar East :

it counted 221 members in 2022, which represents a drop of nearly **11%** compared to 2021.

Nevertheless, since the number of members that registered as **Global Sustaining** increased significantly (62,5%),

the revenue from membership dues decreased only by **5%** compared to the previous year.